

Gas condensing boilers

80 to 1400 kW

Vitocrossal 100, type CIB	With MatriX cylinder burner	80 to	318 kW	12.1
Vitocrossal 200, type CM2C	With MatriX radiant burner or MatriX cylinder burner	87 to	311 kW	12.2
Vitocrossal 200, type CM2	With MatriX cylinder burner	400 to	620 kW	12.3
Flue systems for Vitocrossal				12.4
Vitocrossal 300, type CR3B	Burners on request	787 to	1400 kW	12.5

Control unit versions

		Vitotronic 100 (type GC7B)	Vitotronic 200 (type GW7B) ¹	Vitotronic 100 (type GC7B) With LON communication module	Vitotronic 300-K (type MW1B) ² With cascade control
Vitocrossal 100 Type CIB	– Single boiler system	●	●		
	– Twin boiler system			● ^{*4}	●
	– Multi boiler system			● ^{*4}	●

Control unit versions

		Vitotronic 100 (type CC11/CC1E)	Vitotronic 200 (type CO11/CO1E) ¹	Vitotronic 300 (type CM11/CM1E) ² With cascade function
Vitocrossal 200 Type CM2	– Single boiler system	●	●	
	– Multi boiler system	● ^{*3}		●
Vitocrossal 200 Type CM2C	– Single boiler system	●	●	
	– Multi boiler system	● ^{*3}		●
Vitocrossal 300¹, Type CR3B	– Single boiler system	●	●	
	– Multi boiler system	● ^{*3}		●

¹For 2 heating circuits with mixer (accessories required).

²One for the multi boiler system.

³For each lag boiler in the multi boiler system.

⁴For each boiler in the multi boiler system.

VITOCROSSAL 100

Gas condensing boiler
80 to 318 kW



12.1



Vitocrossal 100

Type CIB

Gas condensing boiler with MatriX cylinder burner for natural gas E and LL, for open flue or room sealed operation

- With hydrogen blends of up to 20 % by vol.

Permissible operating temperature up to 95 °C

Permissible safety temperature up to 110 °C

Permissible operating pressure 6 bar (0.6 MPa)

CE designation: CE-0085CR0391

Safety equipment sized to rated heating output at a system temperature of 80/60 °C (EN 12828).

The boiler is intrinsically protected against low water.

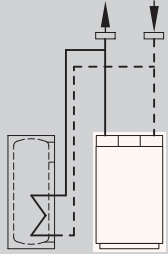
- Condensing unit with MatriX cylinder burner with Lambda Pro Control, 75 to 318 kW, also available as a dual system up to 636 kW in a single casing
- Boiler available as pre-wired and pre-assembled unit or as individual components
- Standard seasonal efficiency [to DIN] up to 98 % (Hs) [gross cv]
- High operational reliability and a long service life due to corrosion-resistant Inox-Crossal heat exchanger made from stainless steel.
- Low-wear operation through wide modulation range and long burner runtimes without cycling.
- MatriX cylinder burner with Lambda Pro Control for environmentally responsible operation, with a modulation range down to 1:5.
- Easy to operate Vitotronic control unit with plain text and graphic display
- Clean combustion through self-calibrating, gas-adaptive combustion control (NOx category 6)
- Space saving and compact; integral castors and well fitted packaging make it ideal where access to the boiler room is difficult.
- Vitocontrol control cabinet can be supplied on request.

VITOCROSSAL 100

Single boiler system with constant temperature control unit

12.1

Heating system



- Single boiler system for operation with constant boiler water temperature

Control unit

Vitotronic 100

Type GC7B, for constant temperature mode

- Boiler control unit
- For a modulating burner
- With cylinder temperature controller (cylinder temperature sensor must be ordered separately)



According to the GEG (German Buildings Energy Act), a weather-compensated or room temperature-dependent control unit with time program for reduced mode must be installed downstream (see Register 11.1).

For single boiler systems, the cylinder temperature sensor must be ordered separately:

Cylinder temperature sensor

Part no. 7179114

Euro 110,- MG W

Standard delivery:

- Boiler body with thermal insulation, adjustable feet and castors
- Boiler control unit
- MatriX cylinder burner
- Boiler flue connection (bend)

Required Accessories:

The following accessories are required to operate the Vitocrossal 100, type CIB, and must be added to the order:

- Accessories for room sealed operation
or
- Accessories for open flue operation (for boilers with 200 kW or higher)

Please note:

For operating conditions and design information as regards the integration of hydraulic and control equipment, see the technical guide and datasheet.

MatriX cylinder burners have a manufacturer's certificate in line with BlmSchV.

► For mating flanges for the boiler flow and return, see Accessories.

VITOCROSSAL 100

Single boiler system with constant temperature control unit

12.1

Burner versions Fuel Boiler body	Rated heating output (kW) at heating water temperature 50/30 °C or 80/60 °C							MG XC
	80 74	120 110	160 146	200 184	240 220	280 258	318 291	
MatriX cylinder burner Natural gas E (H) Natural gas LL Unit	Z019453 8.295,-	Z019454 9.999,-	Z019455 11.551,-	Z019456 13.542,-	Z019457 15.503,-	Z019458 17.571,-	Z019459 19.265,-	Part no. Euro
MatriX cylinder burner Natural gas E (H) Natural gas LL Individual components	Z019460 8.294,-	Z019461 10.807,-	Z019462 11.550,-	Z019463 14.499,-	Z019464 15.507,-	Z019465 18.451,-	Z019466 19.268,-	Part no. Euro

Specification								
Length	745	875	875	980	980	1090	1090	mm
Width	750	750	750	750	750	750	750	mm
Height	1650	1650	1650	1650	1650	1650	1650	mm
Weight	231	277	277	327	327	369	369	kg
Handling dimensions	680	680	680	680	680	680	680	Ø mm
Flue gas connection	200	200	200	200	200	200	200	Ø mm
Draught (Pa)	80	120	120	110	110	140	140	Pa
Draught (mbar)	0.8	1.2	1.2	1.1	1.1	1.4	1.4	mbar

Note on boiler body:

Unit: Boiler is delivered fully assembled (MatriX cylinder burner, thermal insulation, control unit) on a pallet with ramp for unloading.

Individual components: Boiler is delivered disassembled (boiler body on a pallet with ramp for unloading; MatriX cylinder burner, thermal insulation and control unit in separate packaging units).

Handling dimensions refer to the boiler without thermal insulation.

Notes!

- The draught is the draught available at the flue gas connection.
- Min. gas supply pressure (flow pressure) of the burner 17 mbar. Max. permissible gas supply pressure (flow pressure) 25 mbar.
- For **open flue operation**, the "Accessories for open flue operation" are required for a **rated heating output of 200 kW or more**; see Accessories.
- For **room sealed operation**, the "Accessories for room sealed operation" are required.
- For **room sealed operation**, the available draught at the flue gas connection falls with the pressure drop in the ventilation air pipe.

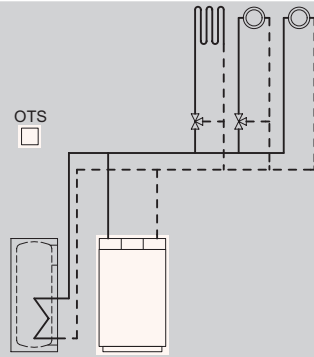
5836663

VITOCROSSAL 100

Single boiler system with weather-compensated control unit

12.1

Heating system



- Single boiler system and 1 or 2 heating circuits with mixer

Control unit

Vitotronic 200

Type GW7B, for weather-compensated mode

- Boiler control unit
- For a modulating burner
- With cylinder temperature controller (cylinder temperature sensor must be ordered separately)
- With individual day and seven-day program
- Adjustable heating curves, set temperatures and heating programs
- With integral diagnostic system
- Capable of communicating via LON bus (LON communication module must be added to the order)



With connection option for one heating circuit without mixer and 2 heating circuits with mixer.

An extension is required for each **heating circuit with mixer**:

Mixer extension kit (mixer mounting)

Part no. ZK02940 Euro 652,- MG W

Mixer extension kit (wall mounting)

Part no. ZK02941 Euro 428,- MG W

Cylinder temperature sensor

Part no. 7179114 Euro 110,- MG W

Standard delivery:

- Boiler body with thermal insulation, adjustable feet and castors
- Boiler control unit
- Outside temperature sensor
- MatriX cylinder burner
- Boiler flue connection (bend)

Required Accessories:

The following accessories are required to operate the Vitocrossal 100, type CIB, and must be added to the order:

- Accessories for room sealed operation
or
- Accessories for open flue operation (for boilers with 200 kW or higher)

Please note:

For operating conditions and design information as regards the integration of hydraulic and control equipment, see the technical guide and datasheet.

MatriX cylinder burners have a manufacturer's certificate in line with BlmSchV.

► For mating flanges for the boiler flow and return, see Accessories.

VITOCROSSAL 100

Single boiler system with weather-compensated control unit

12.1

Burner versions Fuel Boiler body	Rated heating output (kW) at heating water temperature 50/30 °C or 80/60 °C							MG XC
	80 74	120 110	160 146	200 184	240 220	280 258	318 291	
MatriX cylinder burner Natural gas E (H) Natural gas LL Unit	Z019467 8.749,-	Z019468 10.453,-	Z019469 12.005,-	Z019470 13.996,-	Z019471 15.957,-	Z019472 18.025,-	Z019473 19.719,-	Part no. Euro
MatriX cylinder burner Natural gas E (H) Natural gas LL Individual components	Z019474 8.748,-	Z019475 11.261,-	Z019476 12.004,-	Z019477 14.953,-	Z019478 15.961,-	Z019479 18.905,-	Z019480 19.722,-	Part no. Euro

Specification								
Length	745	875	875	980	980	1090	1090	mm
Width	750	750	750	750	750	750	750	mm
Height	1650	1650	1650	1650	1650	1650	1650	mm
Weight	231	277	277	327	327	369	369	kg
Handling dimensions	680	680	680	680	680	680	680	Ø mm
Flue gas connection	200	200	200	200	200	200	200	Ø mm
Draught (Pa)	80	120	120	110	110	140	140	Pa
Draught (mbar)	0.8	1.2	1.2	1.1	1.1	1.4	1.4	mbar

Note on boiler body:

Unit: Boiler is delivered fully assembled (MatriX cylinder burner, thermal insulation, control unit) on a pallet with ramp for unloading.

Individual components: Boiler is delivered disassembled (boiler body on a pallet with ramp for unloading; MatriX cylinder burner, thermal insulation and control unit in separate packaging units).

Handling dimensions refer to the boiler without thermal insulation.

Notes!

- The draught is the draught available at the flue gas connection.
- Min. gas supply pressure (flow pressure) of the burner 17 mbar. Max. permissible gas supply pressure (flow pressure) 25 mbar.
- For **open flue operation**, the "Accessories for open flue operation" are required for a **rated heating output of 200 kW or more**; see Accessories.
- For **room sealed operation**, the "Accessories for room sealed operation" are required.
- For **room sealed operation**, the available draught at the flue gas connection falls with the pressure drop in the ventilation air pipe.

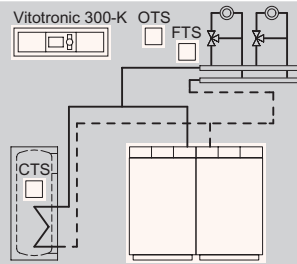
5836663

VITOCROSSAL 100

Twin boiler system

12.1

Heating system



Twin boiler and 1 or 2 heating circuits with mixer

Control unit

Vitotronic 100/300-K
Type GC7B/MW1B, for weather-compensated mode

Vitocrossal 100 with standard control equipment for twin boilers (in shared thermal insulation)

Weather-compensated cascade control of 2 boilers with Vitotronic 100 and control of up to 2 heating circuits with mixer.

- With individual day and seven-day program
- With separately adjustable time periods, heating curves, set temperatures and heating programs
- With cylinder temperature controller and sensor
- Capable of communicating via LON bus (in the Vitotronic 300-K, the LON communication module is built-in; for the Vitotronic 100, it is supplied separately)
- With integral diagnostic system and additional functions

To terminate the system bus, a terminator must be added to the order:

Terminators (2 pce)

Part no. 7143497

Euro 10,50 MG W



Note on hydraulic system pipework:

For systems with 2 boiler circuit pumps, please order the boiler for a multi boiler system and accessories "Hydraulic system pipework (without shut-off dampers)".

Note on multi boiler systems/cascade control:

- For systems with more than one twin boiler or for cascade control with other heat generators, we recommend constructing the system from single boilers.
 - ▶ See next double page.
- For twin boilers with a **common flue**, a pressure switch connection set is essential (see Accessories). The flue gas headers available as accessories from the Viessmann accessories range include the pressure switch connection set and motorised flue gas dampers as part of the standard delivery.

Standard delivery:

- 2 boiler bodies with adjustable feet and castors
- 1 set of thermal insulation for both boiler bodies (twin boiler)
- 2 MatriX cylinder burners
- 2 boiler flue connections (bends)
- 1 Vitotronic 300-K weather-compensated cascade control unit
- 2 Vitotronic 100 boiler control units, fully wired
- 2 LON communication modules for installation in the Vitotronic 100
- Outside, cylinder and flow temperature sensor
- Hydraulic system pipework (flow and return header, 2 motorised butterfly valves)

Required Accessories:

The following accessories are required to operate the Vitocrossal 100, type CIB, and must be added to the order:

- Accessories for room sealed operation
 - or
 - Accessories for open flue operation (for boilers with 200 kW or higher)

Please note:

For operating conditions and design information as regards the integration of hydraulic and control equipment, see the technical guide and datasheet.

MatriX cylinder burners have a manufacturer's certificate in line with BlmSchV.

▶ For mating flanges for the boiler flow and return, see Accessories.

VITOCROSSAL 100

Twin boiler system

12.1

Burner versions Fuel	Rated heating output (kW) at heating water temperature 50/30 °C or 80/60 °C						MG XC
	240 220	320 292	400 368	480 440	560 516	636 582	
MatriX cylinder burner Natural gas E (H) Natural gas LL	Z019757 26.262,-	Z019758 27.748,-	Z019759 33.643,-	Z019760 35.659,-	Z019761 41.344,-	Z019762 42.978,-	Part no. Euro

Specification							
Length	875	875	980	980	1090	1090	mm
Width	1500	1500	1500	1500	1500	1500	mm
Height	1650	1650	1650	1650	1650	1650	mm
Weight	551	551	651	651	735	735	kg
Flue gas connection	200	200	200	200	200	200	Ø mm
Draught (Pa)	120	120	110	110	140	140	Pa
Draught (mbar)	1.2	1.2	1.1	1.1	1.4	1.4	mbar

Note on delivery of the twin boiler:

Twin boiler is delivered disassembled (2 boiler bodies, each on a pallet with ramp for unloading, 2 MatriX cylinder burners, 1 set of thermal insulation, 2 boiler control units and 1 cascade control unit in separate packaging units).

Notes!

- The draught is the draught available at the flue gas connection (values related to single boilers).
- Min. gas supply pressure (flow pressure) of the burner 17 mbar. Max. permissible gas supply pressure (flow pressure) 25 mbar.
- For **open flue operation**, the "Accessories for open flue operation" are required (2 pce for the twin boiler) for a **rated heating output of 200 kW or more**; see Accessories.
- For **room sealed operation**, the "Accessories for room sealed operation" are required (2 pce for the twin boiler).
- For **room sealed operation**, the available draught at the flue gas connection falls with the pressure drop in the ventilation air pipe.

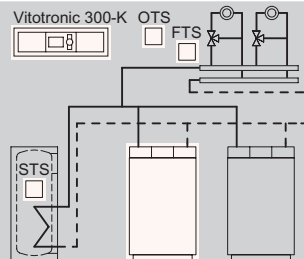
5836663

VITOCROSSAL 100

Multi boiler systems

12.1

Heating system



■ Max. 4 boilers

Control unit

Vitotronic 100/300-K Type GC7B/MW1B, for weather-compensated mode

Vitocrossal 100 with standard control equipment for multi boiler systems.

Weather-compensated cascade control of up to 4 boilers with Vitotronic 100 and control of up to 2 heating circuits with mixer.

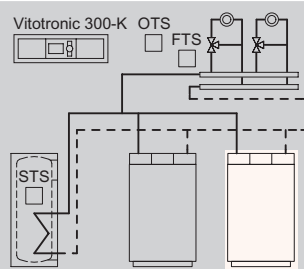
- With individual day and seven-day program
- With separately adjustable time periods, heating curves, set temperatures and heating programs
- With cylinder temperature controller and sensor
- Capable of communicating via LON bus (in the Vitotronic 300-K, the LON communication module is built-in; for the Vitotronic 100, it is supplied separately)
- With integral diagnostic system and additional functions

To terminate the system bus, a terminator must be added to the order:

Terminators (2 pce)

Part no. 7143497

Euro 10,50 MG W



■ Max. 4 boilers

Vitotronic 100 Type GC7B, for weather-compensated mode

In conjunction with Vitotronic 300-K of the multi boiler system.

- For each additional boiler in a multi boiler system
- Boiler control unit
- For a modulating burner
- Capable of communicating via LON bus (with LON communication module, supplied separately)



Note on cascade control with a CHP unit or other heat generators:

Vitotronic, for weather-compensated cascade control of boilers with a Vitotronic 100 control unit and a Vitobloc 200 CHP unit or other heat generators on request.

Note on multi boiler system with a common flue:

All multi boiler systems with a common flue (positive pressure operation) require motorised flue gas dampers (see Accessories).

Please note:

For multi boiler systems with a common flue, the following accessories are **always** mandatory, depending on the type of multi boiler system:

- **Pressure switch connection set** for two-boiler systems consisting of 2 Vitocrossal, type CIB, with the same rated heating output. The flue gas headers available as accessories from the Viessmann accessories range include the pressure switch connection set and motorised flue gas dampers as part of the standard delivery.

Or

- **Relay box and relay box connection set** for two-boiler systems consisting of 2 Vitocrossal, type CIB, with different rated heating outputs, or two-boiler systems with one different boiler, or for multi boiler systems with up to 4 boilers

Standard delivery:

- Boiler body with thermal insulation, adjustable feet and castors
- MatriX cylinder burner
- Boiler flue connection (bend)
- Vitotronic 100 boiler control unit, fully wired, and LON communication module supplied separately
- 1 Vitotronic 300-K cascade control unit for the multi boiler system
- Outside, cylinder and flow temperature sensor

Required Accessories:

The following accessories are required to operate the Vitocrossal 100, type CIB, and must be added to the order:

- Accessories for room sealed operation
- or
- Accessories for open flue operation (for boilers with 200 kW or higher)

Please note:

For operating conditions and design information as regards the integration of hydraulic and control equipment, see the technical guide and datasheet.

MatriX cylinder burners have a manufacturer's certificate in line with BlmSchV.

► For mating flanges for the boiler flow and return, see Accessories.

VITOCROSSAL 100

Multi boiler systems

12.1

Burner versions Fuel Boiler body	Rated heating output (kW) at heating water temperature 50/30 °C or 80/60 °C							MG XC
	80 74	120 110	160 146	200 184	240 220	280 258	318 291	
MatriX cylinder burner Natural gas E (H) Natural gas LL Unit	Z019487 12.641,-	Z019488 14.345,-	Z019489 15.897,-	Z019490 17.888,-	Z019491 19.849,-	Z019492 21.917,-	Z019493 23.611,-	Part no. Euro
MatriX cylinder burner Natural gas E (H) Natural gas LL Individual components	Z019494 12.640,-	Z019495 15.153,-	Z019496 15.896,-	Z019497 18.845,-	Z019498 19.853,-	Z019499 22.797,-	Z019500 23.614,-	Part no. Euro
MatriX cylinder burner Natural gas E (H) Natural gas LL Unit	Z019501 8.564,-	Z019502 10.268,-	Z019503 11.820,-	Z019504 13.811,-	Z019505 15.772,-	Z019506 17.840,-	Z019507 19.534,-	Part no. Euro
MatriX cylinder burner Natural gas E (H) Natural gas LL Individual components	Z019508 8.563,-	Z019509 11.076,-	Z019510 11.819,-	Z019511 14.768,-	Z019512 15.776,-	Z019513 18.720,-	Z019514 19.537,-	Part no. Euro
Specification								
Length	745	875	875	980	980	1090	1090	mm
Width	750	750	750	750	750	750	750	mm
Height	1650	1650	1650	1650	1650	1650	1650	mm
Weight	231	277	277	327	327	369	369	kg
Handling dimensions	680	680	680	680	680	680	680	Ø mm
Flue gas connection	200	200	200	200	200	200	200	Ø mm
Draught (Pa)	80	120	120	110	110	140	140	Pa
Draught (mbar)	0.8	1.2	1.2	1.1	1.1	1.4	1.4	mbar

Note on boiler body:

Unit: Boiler is delivered fully assembled (MatriX cylinder burner, thermal insulation, control unit) on a pallet with ramp for unloading.

Individual components: Boiler is delivered disassembled (boiler body on a pallet with ramp for unloading; MatriX cylinder burner, thermal insulation and control unit in separate packaging units).

Handling dimensions refer to the boiler without thermal insulation.

Notes!

- The draught is the draught available at the flue gas connection.
- Min. gas supply pressure (flow pressure) of the burner 17 mbar. Max. permissible gas supply pressure (flow pressure) 25 mbar.
- For **open flue operation**, the "Accessories for open flue operation" are required (for each boiler) for a **rated heating output of 200 kW or more**; see Accessories.
- For **room sealed operation**, the "Accessories for room sealed operation" are required (for each boiler).
- For **room sealed operation**, the available draught at the flue gas connection falls with the pressure drop in the ventilation air pipe.

5836663

VITOCROSSAL 100

Boiler accessories

12.1

Accessories									
Boiler	Rated boiler heating output (kW)								MG W
	75	80	120	160	200	240	280	318	
Safety valve connection	R 1¼								
Safety equipment block ■ With safety valve (3 bar), pressure gauge and air vent valve ■ Incl. thermal insulation ■ With elbow	ZK06065 258,-				-				Part no. Euro
Diaphragm safety valve 3 bar ■ With 3 bar safety valve ■ With elbow Input Output	ZK06066 122,- G 1 G 1¼			ZK06067 159,- G 1¼ G 1½					Part no. Euro
Diaphragm safety valve 4 bar ■ With 4 bar safety valve ■ With elbow Input Output	ZK06068 102,- G 1 G 1¼			ZK06069 296,- G 1¼ G 1½					Part no. Euro
Diaphragm safety valve 6 bar ■ With 6 bar safety valve ■ With elbow Input Output	ZK06070 113,- G 1 G 1¼								Part no. Euro
Mating flange (1 pce) With screws and gasket <i>A mating flange must be added to the order for each connection.</i>									
For heating flow and return DN 50 PN 6	ZK04589 39,-			-					Part no. Euro
For heating flow and return DN 65 PN 6	-			ZK04590 61,-					Part no. Euro
Burner	Rated boiler heating output (kW)								MG W
	75	80	120	160	200	240	280	318	
Accessories for room sealed operation <i>(One pce per boiler must be added to the order.)</i>	ZK03152 404,-		ZK03153 649,-		ZK03154 637,-				Part no. Euro
Accessories for open flue operation Extension for combustion air intake for smoothing the air flow. <i>Must be added to the order for open flue operation. (One pce per boiler must be added to the order.)</i>	-				ZK03279 163,-				Part no. Euro

5836663
5896663

Accessories										
Burner	Rated boiler heating output (kW)								MG W	
	75	80	120	160	200	240	280	318		
Gas connection sets with gas connection pipe The gas connection sets can be used if the connection on the gas side is made at the back of the boiler. For information on the pressure drop, see the technical guides.										
Gas connection set For gas-side connection of the boiler at the back. ■ Gas connection pipe ■ Gas ball valve R 1 ■ Thermally activated shut-off equipment R 1	ZK05442 324,-									Part no. Euro
Gas connection set For gas-side connection of the boiler at the back. ■ Gas connection pipe ■ Gas ball valve R 1½ ■ Thermally activated shut-off equipment R 1¼ ■ Reducer R 1½ to Rp 1¼	-		ZK05443 669,-	ZK05444 683,-						Part no. Euro
Gas connection set For gas-side connection of the boiler at the back. ■ Gas connection pipe ■ Gas ball valve R 1½ ■ Thermally activated shut-off equipment R 1½						ZK05445 675,-	ZK05446 691,-			Part no. Euro
Gas connection set For gas-side connection of the boiler at the back. ■ Gas connection pipe ■ Gas ball valve R 1½ ■ Reducer Rp 2 to R 1½ ■ Thermally activated shut-off equipment R 2								ZK05447 868,-		Part no. Euro
Accessory sets without gas connection pipe The accessory sets must be used if the connection on the gas side is made on the left or right. The gas connection pipe must be provided on site.										
Corrugated pipe adaptor For on-site connection without gas connection pipe.	7720283 65,-									Part no. Euro
Corrugated pipe adaptor (90° bend) For on-site connection without gas connection pipe.								7720281 73,-		Part no. Euro
Accessory set for on-site gas connection (without gas connection pipe) ■ Gas ball valve R 1 ■ Thermally activated shut-off equipment R 1	ZK05448 101,-									Part no. Euro
Accessory set for on-site gas connection (without gas connection pipe) ■ Gas ball valve R 1½ ■ Thermally activated shut-off equipment R 1¼ ■ Reducer R 1½ x Rp 1¼				ZK05449 397,-						Part no. Euro

5836663

VITOCROSSAL 100

Boiler accessories

12.1

Accessories										
Burner	Rated boiler heating output (kW)								MG W	
	75	80	120	160	200	240	280	318		
Accessory set for on-site gas connection (without gas connection pipe) <ul style="list-style-type: none"> ■ Gas ball valve R 1½ ■ Thermally activated shut-off equipment R 1½ 	-					ZK05451 389,-	-		Part no. Euro	
Accessory set for on-site gas connection (without gas connection pipe) <ul style="list-style-type: none"> ■ Gas ball valve R 1½ ■ Reducer Rp 2 to R 1½ ■ Thermally activated shut-off equipment Rp 2 	-						ZK05452 566,-	Part no. Euro		
Neutralising systems										
Neutralising system <ul style="list-style-type: none"> ■ For condensing boilers 50 to 500 kW ■ With neutralising granulate (8 kg) 								7441823 356,-	Part no. Euro	
Overflow alarm switch								7453157 298,-	Part no. Euro	
Alarm delay (adjustable)								7514684 678,-	Part no. Euro	
Condensate removal pumps										
Condensate removal pump SI1800 Automatic condensate removal pump with max. 5 mWC <ul style="list-style-type: none"> ■ Centrifugal pump 230 V/70 W ■ Condensate container 2 l ■ Pressure hose 5 m ■ Non-return valve ■ Alarm contact: changeover contact (floating) 250 V/4 A (ohmic load) 								ZK02486 254,-	Part no. Euro	

5836663
5896663

VITOCROSSAL 100

Boiler accessories

Accessories			
Miscellaneous			MG W
Service box <ul style="list-style-type: none"> ■ Protective box for service folder with system documentation ■ Can be secured on the heat generator or on the wall ■ Colour: Vitosilver 	7334502 12,60	Part no. Euro MG N	
Contact relay Contactor in small enclosure <ul style="list-style-type: none"> ■ With 4 N/C and 4 N/O contacts ■ With terminal strips for protective conductors Rated current: AC1 16 A, AC3 9 A Coil voltage: 230 V/50 Hz	7814681 199,-	Part no. Euro	
Mixers			
Heating mixers and special heating mixers for underfloor heating systems ► For versions, part numbers and prices, see Register 11.7			
Sensors			MG W
CO limiter <ul style="list-style-type: none"> ■ For safety shutdown of the boiler if carbon monoxide escapes ■ Can be used for boilers built from 2004 onwards 	Z024247 266,-	Part no. Euro	
Cable set, CO limiter For boilers with 80 to 160 kW	7968548 24,-	Part no. Euro	
Cable set, CO limiter For boilers with 200 to 320 kW	7968549 24,-	Part no. Euro	

12.1

5836663

VITOCROSSAL 100

Twin boiler accessories

12.1

Accessories							
Twin boiler (2 pce required in each case)	Rated boiler heating output (kW)						MG W
	240	320	400	480	560	636	
Safety valve connection	R 1¼						
Safety equipment block <ul style="list-style-type: none"> ■ With safety valve (3 bar), pressure gauge and air vent valve ■ Incl. thermal insulation ■ With elbow 	ZK06065 258,-		-			Part no. Euro	
Diaphragm safety valve 3 bar <ul style="list-style-type: none"> ■ With 3 bar safety valve ■ With elbow Input Output	ZK06066 122,-	ZK06067 159,-				Part no. Euro	
Diaphragm safety valve 4 bar <ul style="list-style-type: none"> ■ With 4 bar safety valve ■ With elbow Input Output	ZK06068 96,-	ZK06069 296,-				Part no. Euro	
Diaphragm safety valve 6 bar <ul style="list-style-type: none"> ■ With 6 bar safety valve ■ With elbow Input Output	ZK06070 113,-					Part no. Euro	
Burner	Rated boiler heating output (kW)						MG W
	240	320	400	480	560	636	
Accessories for room sealed operation <i>(2 pce must be added to the order.)</i>	ZK03153 649,-		ZK03154 637,-				Part no. Euro
Accessories for open flue operation Extension for combustion air intake for smoothing the air flow. <i>Must be added to the order for open flue operation.</i> <i>(2 pce must be added to the order.)</i>	-		ZK03279 163,-				Part no. Euro
Gas connection sets with gas connection pipe The gas connection sets can be used if the connection on the gas side is made at the back of the boiler. For information on the pressure drop, see the technical guides.							
Gas connection set For gas-side connection of the boiler at the back. <ul style="list-style-type: none"> ■ Gas connection pipe ■ Gas ball valve R 1½ ■ Thermally activated shut-off equipment R 1¼ ■ Reducer R 1½ to Rp 1¼ <i>(2 pce must be added to the order.)</i>	ZK05443 669,-	ZK05444 683,-	-				Part no. Euro

5836663
5896663

VITOCROSSAL 100

Twin boiler accessories

12.1

Accessories							
Burner	Rated boiler heating output (kW)						MG W
	240	320	400	480	560	636	
Gas connection set For gas-side connection of the boiler at the back. ■ Gas connection pipe ■ Gas ball valve R 1½ ■ Thermally activated shut-off equipment R 1½ <i>(2 pce must be added to the order.)</i>		-		ZK05445 675,-	ZK05446 691,-	-	Part no. Euro
Gas connection set For gas-side connection of the boiler at the back. ■ Gas connection pipe ■ Gas ball valve R 1½ ■ Reducer Rp 2 to R 1½ ■ Thermally activated shut-off equipment R 2 <i>(2 pce must be added to the order.)</i>			-			ZK05447 868,-	Part no. Euro
Accessory sets without gas connection pipe The accessory sets must be used if the connection on the gas side is made on the left or right. The gas connection pipe must be provided on site.							
Corrugated pipe adaptor (90° bend) For on-site connection without gas connection pipe.				7720281 73,-			Part no. Euro
Accessory set for on-site gas connection (without gas connection pipe) ■ Gas ball valve R 1½ ■ Thermally activated shut-off equipment R 1¼ ■ Reducer R 1½ x Rp 1¼ <i>(2 pce must be added to the order.)</i>		ZK05449 397,-			-		Part no. Euro
Accessory set for on-site gas connection (without gas connection pipe) ■ Gas ball valve R 1½ ■ Thermally activated shut-off equipment R 1½ <i>(2 pce must be added to the order.)</i>		-		ZK05451 389,-		-	Part no. Euro
Accessory set for on-site gas connection (without gas connection pipe) ■ Gas ball valve R 1½ ■ Reducer Rp 2 to R 1½ ■ Thermally activated shut-off equipment Rp 2 <i>(2 pce must be added to the order.)</i>			-			ZK05452 566,-	Part no. Euro

5836663

VITOCROSSAL 100

Twin boiler accessories

12.1

Accessories		
Neutralising systems		MG W
Neutralising system <ul style="list-style-type: none"> ■ For condensing boilers 50 to 500 kW ■ With neutralising granulate (8 kg) 	7441823 356,-	Part no. Euro
Neutralising system <ul style="list-style-type: none"> ■ For condensing boilers 500 to 1500 kW ■ With neutralising granulate (25 kg) 	7437829 997,-	Part no. Euro
Overflow alarm switch	7453157 298,-	Part no. Euro
Alarm delay (adjustable)	7514684 678,-	Part no. Euro
Condensate removal pumps		MG W
Condensate removal pump SI1800 Automatic condensate removal pump with max. 5 mWC <ul style="list-style-type: none"> ■ Centrifugal pump 230 V/70 W ■ Condensate container 2 l ■ Pressure hose 5 m ■ Non-return valve ■ Alarm contact: changeover contact (floating) 250 V/4 A (ohmic load) <i>If the condensate removal pump is used in conjunction with a twin boiler, the pressure hose must not be more than 4.5 m long.</i>	ZK02486 254,-	Part no. Euro
Miscellaneous		MG W
Service box <ul style="list-style-type: none"> ■ Protective box for service folder with system documentation ■ Can be secured on the heat generator or on the wall ■ Colour: Vitosilver 	7334502 12,60	Part no. Euro
Contact relay Contactor in small enclosure <ul style="list-style-type: none"> ■ With 4 N/C and 4 N/O contacts ■ With terminal strips for protective conductors Rated current: AC1 16 A, AC3 9 A Coil voltage: 230 V/50 Hz	7814681 199,-	Part no. Euro
Mixers		
Heating mixers and special heating mixers for underfloor heating systems ► For versions, part numbers and prices, see Register 11.7		

5836663
5896663

VITOCROSSAL 100

Twin boiler accessories

12.1

Accessories			
Boiler			MG W
Mating flange (1 pce) DN 80 PN 6 for heating flow and return <i>A mating flange must be added to the order for each connection.</i>		ZK04591 51,-	Part no. Euro
Mating flange (1 pce) DN 100 PN 6 for heating flow and return <i>A mating flange must be added to the order for each connection.</i>		ZK04592 94,-	Part no. Euro
System diagram			MG W
Flue gas header for twin boilers, made from stainless steel For twin boilers with 240 and 320 kW Flue gas connection Ø 150/200 mm (with reducer Ø 200/150 mm) ■ Reducer ① ■ Sealing motorised flue gas damper ② ■ Flue gas header with condensate drain ③ ■ Extension compensator ④ ■ Inspection cover ⑤ ■ Pressure switch connection set		ZK02859 3.751,-	Part no. Euro
Flue gas header for twin boilers, made from stainless steel For twin boilers with 400 and 480 kW Flue gas connection Ø 200/250 mm ■ Sealing motorised flue gas damper ① ■ Flue gas header with condensate drain ② ■ Extension compensator ③ ■ Inspection cover ④ ■ Pressure switch connection set		ZK02860 4.312,-	Part no. Euro
Flue gas header for twin boilers, made from stainless steel For twin boilers with 560 and 636 kW Flue gas connection Ø 200/300 mm ■ Sealing motorised flue gas damper ① ■ Flue gas header with condensate drain ② ■ Extension compensator ③ ■ Inspection cover ④ ■ Pressure switch connection set		ZK02861 4.690,-	Part no. Euro

5836663

VITOCROSSAL 100

Twin boiler accessories

12.1

Accessories			
Pressure switch			MG W
Pressure switch connection set For boilers with 240 and 320 kW 2 air pressure switches and connection material <i>Must be added to the order to operate a twin boiler or a multi boiler system with 2 boilers that have the same output and a common flue gas header installed on site.</i>	ZK04301 316,-	Part no. Euro	
Pressure switch connection set For boilers with 400 to 636 kW 2 air pressure switches and connection material <i>Must be added to the order to operate a twin boiler or a multi boiler system with 2 boilers that have the same output and a common flue gas header installed on site.</i>	ZK04302 316,-	Part no. Euro	
Flue gas dampers			MG W
Flue gas damper DN 150 Sealing motorised flue gas damper. <i>For boilers with 120 or 160 kW.</i> If the on-site flue gas header is operated under positive pressure, flue gas dampers must be added to the order. <i>(2 pce must be added to the order.)</i>	ZK03193 956,-	Part no. Euro	
Flue gas damper DN 200 Sealing motorised flue gas damper. <i>For boilers with 200 to 318 kW.</i> If the on-site flue gas header is operated under positive pressure, flue gas dampers must be added to the order. <i>(2 pce must be added to the order.)</i>	ZK03194 1.045,-	Part no. Euro	
Sensors			MG W
CO limiter <ul style="list-style-type: none"> ■ For safety shutdown of the boiler if carbon monoxide escapes ■ Can be used for boilers built from 2004 onwards 	Z024247 266,-	Part no. Euro	
Cable set, CO limiter For boilers with 80 to 160 kW	7968548 24,-	Part no. Euro	
Cable set, CO limiter For boilers with 200 to 320 kW	7968549 24,-	Part no. Euro	

5836663
5896663

VITOCROSSAL 100

Multi boiler system accessories

12.1

Accessories									
Boiler	Rated boiler heating output (kW)								MG W
	75	80	120	160	200	240	280	318	
Safety valve connection	R 1¼								
Safety equipment block ■ With safety valve (3 bar), pressure gauge and air vent valve ■ Incl. thermal insulation ■ With elbow	ZK06065 258,-				-				Part no. Euro
Diaphragm safety valve 3 bar ■ With 3 bar safety valve ■ With elbow Input Output	ZK06066 122,-			G 1 G 1¼		ZK06067 159,- G 1¼ G 1½			Part no. Euro
Diaphragm safety valve 4 bar ■ With 4 bar safety valve ■ With elbow Input Output	ZK06068 102,-			G 1 G 1¼		ZK06069 296,- G 1¼ G 1½			Part no. Euro
Diaphragm safety valve 6 bar ■ With 6 bar safety valve ■ With elbow Input Output	ZK06070 113,- G 1 G 1¼								Part no. Euro
Mating flange (1 pce) With screws and gasket <i>A mating flange must be added to the order for each connection.</i>									
For heating flow and return DN 50 PN 6	ZK04589 39,-				-				Part no. Euro
For heating flow and return DN 65 PN 6	-				ZK04590 61,-				Part no. Euro
Burner	Rated boiler heating output (kW)								MG W
	75	80	120	160	200	240	280	318	
Accessories for room sealed operation <i>(One pce per boiler must be added to the order.)</i>	ZK03152 404,-		ZK03153 649,-		ZK03154 637,-				Part no. Euro
Accessories for open flue operation Extension for combustion air intake for smoothing the air flow. <i>Must be added to the order for open flue operation. (One pce per boiler must be added to the order.)</i>	-				ZK03279 163,-				Part no. Euro

5836663

VITOCROSSAL 100

Multi boiler system accessories

12.1

Accessories										
Burner	Rated boiler heating output (kW)								MG W	
	75	80	120	160	200	240	280	318		
Gas connection sets with gas connection pipe The gas connection sets can be used if the connection on the gas side is made at the back of the boiler. For information on the pressure drop, see the technical guides.										
Gas connection set For gas-side connection of the boiler at the back. ■ Gas connection pipe ■ Gas ball valve R 1 ■ Thermally activated shut-off equipment R 1 (Set for one boiler)	ZK05442 324,-									Part no. Euro
Gas connection set For gas-side connection of the boiler at the back. ■ Gas connection pipe ■ Gas ball valve R 1½ ■ Thermally activated shut-off equipment R 1¼ ■ Reducer R 1½ to Rp 1¼ (Set for one boiler)	-		ZK05443 669,-	ZK05444 683,-						Part no. Euro
Gas connection set For gas-side connection of the boiler at the back. ■ Gas connection pipe ■ Gas ball valve R 1½ ■ Thermally activated shut-off equipment R 1½ (Set for one boiler)						ZK05445 675,-	ZK05446 691,-			Part no. Euro
Gas connection set For gas-side connection of the boiler at the back. ■ Gas connection pipe ■ Gas ball valve R 1½ ■ Reducer Rp 2 to R 1½ ■ Thermally activated shut-off equipment R 2 (Set for one boiler)								ZK05447 868,-		Part no. Euro
Accessory sets without gas connection pipe The accessory sets must be used if the connection on the gas side is made on the left or right. The gas connection pipe must be provided on site.										
Corrugated pipe adaptor For on-site connection without gas connection pipe.	7720283 65,-									Part no. Euro
Corrugated pipe adaptor (90° bend) For on-site connection without gas connection pipe.						7720281 73,-				Part no. Euro
Accessory set for on-site gas connection (without gas connection pipe) ■ Gas ball valve R 1 ■ Thermally activated shut-off equipment R 1 (Set for one boiler)	ZK05448 101,-									Part no. Euro

5836663
5896663

VITOCROSSAL 100

Multi boiler system accessories

12.1

Accessories									
Burner	Rated boiler heating output (kW)							MG W	
	75	80	120	160	200	240	280		318
Accessory set for on-site gas connection (without gas connection pipe) ■ Gas ball valve R 1½ ■ Thermally activated shut-off equipment R 1¼ ■ Reducer R 1½ x Rp 1¼ (Set for one boiler)	-		ZK05449 397,-				-		Part no. Euro
Accessory set for on-site gas connection (without gas connection pipe) ■ Gas ball valve R 1½ ■ Thermally activated shut-off equipment R 1½ (Set for one boiler)			-			ZK05451 389,-		-	Part no. Euro
Accessory set for on-site gas connection (without gas connection pipe) ■ Gas ball valve R 1½ ■ Reducer Rp 2 to R 1½ ■ Thermally activated shut-off equipment Rp 2 (Set for one boiler)				-				ZK05452 566,-	Part no. Euro

5836663

VITOCROSSAL 100

Multi boiler system accessories

12.1

Accessories

Hydraulic system pipework

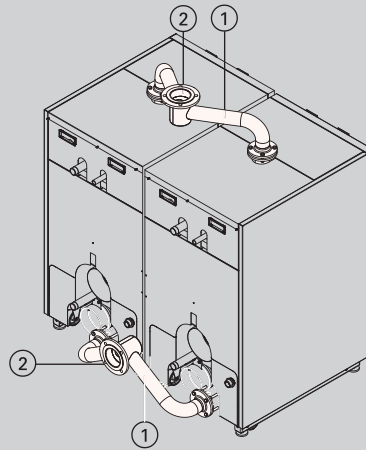
Hydraulic system pipework

For two-boiler systems with 240 or 320 kW, with 2 boilers side by side, each with 120 or 160 kW

Nominal diameter DN 50/80

- Flow and return header ①
- Motorised butterfly valves (2 pce) ②
- Connection flange with gaskets ③

Standard delivery of the hydraulic system pipework



ZK02862
3.202,-

MG W
Part no.
Euro

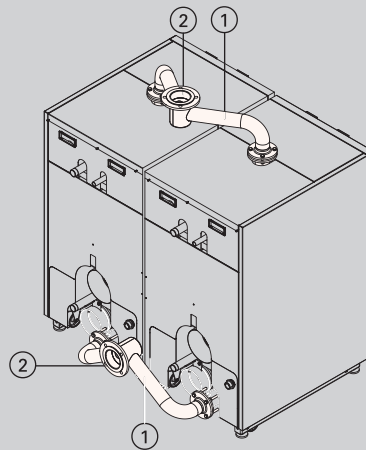
Hydraulic system pipework

For two-boiler systems with 400, 480, 560 or 636 kW, with 2 boilers side by side, each with 200, 240, 280 or 318 kW

Nominal diameter DN 65/100

- Flow and return header ①
- Motorised butterfly valves (2 pce) ②
- Connection flange with gaskets ③

Standard delivery of the hydraulic system pipework



ZK02863
3.380,-

Part no.
Euro

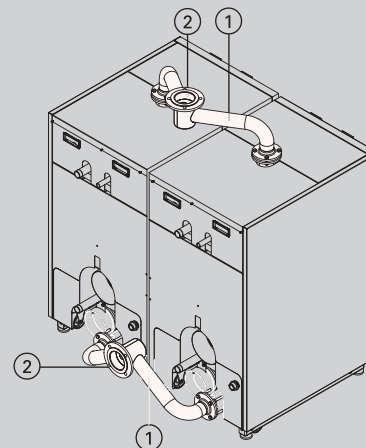
Hydraulic system pipework (without shut-off dampers)

For two-boiler systems with 240 or 320 kW, with 2 boilers side by side, each with 120 or 160 kW

Nominal diameter DN 50/80

- Flow and return header ①
- Connection flange with gaskets ②

Standard delivery of the hydraulic system pipework



ZK03280
902,-

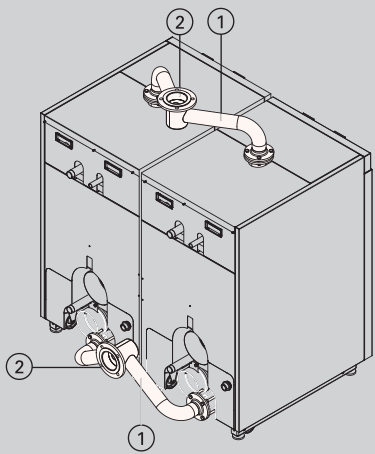
Part no.
Euro

5896663
5896663

VITOCROSSAL 100

Multi boiler system accessories

12.1

Accessories				
Hydraulic system pipework			MG W	
<p>Hydraulic system pipework (without shut-off dampers) For two-boiler systems with 400, 480, 560 or 636 kW, with 2 boilers side by side, each with 200, 240, 280 or 318 kW Nominal diameter DN 65/100</p> <ul style="list-style-type: none"> ■ Flow and return header ① ■ Connection flange with gaskets ② <p>Standard delivery of the hydraulic system pipework</p>			ZK03281 1.036,-	Part no. Euro
<p>Motorised butterfly valve (DN 50, 1 pce)</p> <ul style="list-style-type: none"> ■ Butterfly valve DN 50 PN 6 ■ Installation kit ■ Control open/closed, spring-loaded 			ZK04733 1.150,-	Part no. Euro
<p>Motorised butterfly valve (DN 65, 1 pce)</p> <ul style="list-style-type: none"> ■ Butterfly valve DN 65 PN 6 ■ Installation kit ■ Control open/closed, spring-loaded 			ZK04734 1.172,-	Part no. Euro
Boiler			MG W	
<p>Mating flange (1 pce) DN 80 PN 6 for heating flow and return <i>A mating flange must be added to the order for each connection.</i></p>			ZK04591 51,-	Part no. Euro
<p>Mating flange (1 pce) DN 100 PN 6 for heating flow and return <i>A mating flange must be added to the order for each connection.</i></p>			ZK04592 94,-	Part no. Euro
Flue gas dampers			MG W	
<p>Flue gas damper DN 150 Sealing motorised flue gas damper. <i>For boilers with 120 or 160 kW.</i> If the on-site flue gas header is operated under positive pressure, flue gas dampers must be added to the order.</p>			ZK03193 956,-	Part no. Euro
<p>Flue gas damper DN 200 Sealing motorised flue gas damper. <i>For boilers with 200 to 318 kW.</i> If the on-site flue gas header is operated under positive pressure, flue gas dampers must be added to the order.</p>			ZK03194 1.045,-	Part no. Euro

5836663

VITOCROSSAL 100

Multi boiler system accessories

12.1

Accessories			
Pressure switch			MG W
Pressure switch connection set For 240 and 320 kW 2 air pressure switches and connection material <i>Must be added to the order to operate a twin boiler or a multi boiler system with 2 boilers that have the same output and a common flue gas header installed on site.</i>	ZK04301 316,-	Part no. Euro	
Pressure switch connection set For 400 to 636 kW 2 air pressure switches and connection material <i>Must be added to the order to operate a twin boiler or multi boiler system with 2 boilers that have the same output and a shared flue gas header installed on site.</i>	ZK04302 316,-	Part no. Euro	
Accessories			MG N
Relay box For multi boiler systems (up to 4 boilers) with a common flue. Please note: Also required for two-boiler systems consisting of Vitocrossal type CIB with different rated heating outputs, or two-boiler and multi boiler systems in conjunction with other boilers. <i>One pce per multi boiler system must be added to the order.</i>	ZK04487 143,-	Part no. Euro	
Relay box connection set For boilers with 80 to 160 kW. For connecting the relay box to the boiler. ■ Connecting cables ■ Pressure switch <i>One per Vitocrossal, type CIB must be added to the order.</i>	ZK04488 111,-	Part no. Euro	
Relay box connection set For boilers with 200 to 318 kW. For connecting the relay box to the boiler. ■ Connecting cables ■ Pressure switch <i>One per Vitocrossal, type CIB must be added to the order.</i>	ZK04489 111,-	Part no. Euro	
Neutralising systems			MG W
Neutralising system ■ For condensing boilers 50 to 500 kW ■ With neutralising granulate (8 kg)	7441823 356,-	Part no. Euro	
Neutralising system ■ For condensing boilers 500 to 1500 kW ■ With neutralising granulate (25 kg)	7437829 997,-	Part no. Euro	
Overflow alarm switch	7453157 298,-	Part no. Euro	
Alarm delay (adjustable)	7514684 678,-	Part no. Euro	

5836663
5896663

VITOCROSSAL 100

Multi boiler system accessories

Accessories			
Condensate removal pumps			MG W
Condensate removal pump SI1800 Automatic condensate removal pump with max. 5 mWC <ul style="list-style-type: none"> ■ Centrifugal pump 230 V/70 W ■ Condensate container 2 l ■ Pressure hose 5 m ■ Non-return valve ■ Alarm contact: changeover contact (floating) 250 V/4 A (ohmic load) 		ZK02486 254,-	Part no. Euro
Miscellaneous			
Service box <ul style="list-style-type: none"> ■ Protective box for service folder with system documentation ■ Can be secured on the heat generator or on the wall ■ Colour: Vitosilver 		7334502 12,60	Part no. Euro MG N
Contact relay Contactor in small enclosure <ul style="list-style-type: none"> ■ With 4 N/C and 4 N/O contacts ■ With terminal strips for protective conductors Rated current: AC1 16 A, AC3 9 A Coil voltage: 230 V/50 Hz		7814681 199,-	Part no. Euro MG W
Mixers			
Heating mixers and special heating mixers for underfloor heating systems ► For versions, part numbers and prices, see Register 11.7			



12.1

5836663

VITOCROSSAL 100

Control unit accessories

12.1

Accessories				
Sensors			MG W	
Cylinder temperature sensor To capture the DHW temperature (3.75 m long).		7179114 110,-	Part no. Euro	
CO limiter <ul style="list-style-type: none"> ■ For safety shutdown of the boiler if carbon monoxide escapes ■ Can be used for boilers built from 2004 onwards 		Z024247 266,-	Part no. Euro	
Cable set, CO limiter For boilers with 80 to 160 kW		7968548 24,-	Part no. Euro	
Cable set, CO limiter For boilers with 200 to 320 kW		7968549 24,-	Part no. Euro	
Communication technology			MG W	
Terminators (2 pce) To terminate the system bus, use a terminator on each unconnected end.		7143497 10,50	Part no. Euro	
Heating circuit control unit extension			MG W	
Mixer extension kit (mixer mounting) (KM-BUS subscriber) For one heating circuit with mixer, fully wired. <ul style="list-style-type: none"> ■ Mixer PCB with mixer motor for Viessmann mixers DN 20 to 50, R ½ to 1¼ (not for flanged mixers) ■ Flow temperature sensor as contact temperature sensor (NTC 10 kOhm) with connecting lead (2.0 m long) and plug ■ Plug for heating circuit pump ■ Power cable and KM-BUS cable with plug 			ZK02940 652,-	Part no. Euro
Mixer extension kit (wall mounting) (KM-BUS subscriber) For one heating circuit with mixer, fully wired. <ul style="list-style-type: none"> ■ Mixer PCB for mixer motor to be ordered separately ■ Flow temperature sensor as contact temperature sensor (NTC 10 kOhm) with connecting lead (5.8 m long) and plug ■ Plug for heating circuit pump and mixer motor ■ Power cable and KM-BUS cable with plug 				ZK02941 428,-

Please note:

For further accessories and software, see the following Registers:

- ▶ Register 11, Connectivity and Home & Building Automation (Vitogate, Vitocom, etc.)
- ▶ Register 11, Control unit accessories (remote controls, sensors, etc.)

Flue system

For Vitocrossal with 80 to 636 kW
Made from plastic (PPs)
System size Ø 110 and 125 mm

Flue system For open flue operation CE approval to EN 14471				MG WZ	
<p>For routing through longitudinally ventilated shafts or ducts that meet one of the following requirements:</p> <ul style="list-style-type: none"> ■ Domestic chimneys to DIN 18160-1. ■ Fire rating of 90 minutes (F90/L90). <p>For open flue operation, an intermediate flue pipe is required between the condensing boiler and the shaft, as well as for routing through the shaft (type B₂₃ to TRGI 2008). A boiler flue connection must be added to the order for the connection to the boiler.</p>					
System size	110	125	Ø mm		
<p>(A) Secondary ventilation (B) Flue gas (C) Inspection port (D) Ventilation air/ventilation air vent (E) Bend/boiler flue connection Vitocrossal 200, type CIB</p>	<p>① For a matching boiler flue connection, see the tables at the back of the price sheet. Included in standard delivery for Vitocrossal 200, type CIB (90° bend).</p>				
	<p>Reducer Ø 125 mm to Ø 110 mm</p>	7173007 90,-	-	Part no.	Euro
	<p>Reducer Ø 160 mm to Ø 110 mm</p>	7338187 130,-	-	Part no.	Euro
	<p>Reducer Ø 160 mm to Ø 125 mm</p>	-	7516987 87,-	Part no.	Euro
	<p>Reducer Ø 200 mm to Ø 125 mm</p>	-	ZK04559 131,-	Part no.	Euro
	<p>② Standard shaft pack (PPs, rigid)</p> <ul style="list-style-type: none"> ■ Support bend ■ Support rail ■ Shaft cover (PPs) ■ Spacers (5 pce) 	7247534 174,-	7180236 340,-	Part no.	Euro
	<p>Spacers (3 pce)</p>	7339873 25,-	7167172 40,-	Part no.	Euro
	<p>③ Pipe 1.95 m long (2 pce @ 1.95 m = 3.9 m)</p>	7247554 102,-	-	Part no.	Euro
	<p>Pipe 2 m long (2 pce @ 2 m = 4 m)</p>	-	7516574 218,-	Part no.	Euro
	<p>Pipe 1.95 m long</p>	7247555 63,-	-	Part no.	Euro
	<p>Pipe 2 m long</p>	-	7516577 120,-	Part no.	Euro
	<p>Pipe 1 m long</p>	7247556 42,-	7516580 72,-	Part no.	Euro
	<p>Pipe 0.5 m long</p>	7247557 37,-	7516583 46,-	Part no.	Euro
	<p>④ Inspection piece Straight</p>	7247558 46,-	7516589 131,-	Part no.	Euro
	<p>⑤ Bend 87°</p>	7247560 23,-	7516592 54,-	Part no.	Euro
	<p>Bend 45° (2 pce)</p>	7247561 36,-	7516595 93,-	Part no.	Euro
	<p>Bend 30° (2 pce)</p>	7247562 36,-	7516611 91,-	Part no.	Euro
	<p>Bend 15° (2 pce)</p>	7247563 36,-	7516614 91,-	Part no.	Euro
	<p>⑥ Ventilation bezel</p>	7516597 83,-	7516598 123,-	Part no.	Euro

12.4

Flue system

For Vitocrossal with 80 to 636 kW

Made from plastic (PPs)

Flue system For open flue operation CE approval to EN 14471			MG WZ
System size	110	125	Ø mm
⑦ 87° inspection bend	7247559 68,—	7149966 182,—	Part no. Euro

Max. total flue length up to the boiler flue connection								
Vitocrossal CIB — single boiler system								
Rated heating output	80	120	160	200	240	280	318	kW
Max. total length								
■ System size 110	30	14	—	—	—	—	—	m
■ System size 125	30	30	18	8	—	—	—	m
■ System size 160	—	—	30	30	30	8	—	m
■ System size 200	—	—	—	—	30	30	30	m

Please note:

- Allowance has been made for: length of the connection piece 2 m, three 87° bends (incl. support bend) and Ø of the connection piece to match flue pipe system size.
- The appliances may be connected to **balanced flue chimneys or moisture-resistant chimneys to DIN EN 13384**, if the chimney manufacturer can verify their suitability based on the specified flue gas values, considering local conditions (e.g. heating water return temperature, type of connection piece, etc.).
- For **room sealed** operation with parallel flue gas/ventilation air routing, the same components are used for ventilation air as for flue gas routing.
- System size 110 mm may only be used for **open flue** operation.
- Flue pipes with total length >30 m available on request

Note on twin boiler systems:

- For twin/two-boiler systems, a flue gas header can be used; see price sheet for the boiler.
- The system size of the continuing flue system must be Ø 200 mm, Ø 250 mm or Ø 300 mm. For the max. total flue pipe length, see the technical guides.

Flue system

For Vitocrossal with 80 to 636 kW
Made from plastic (PPs)
System size Ø 160, 200 and 250 mm

Flue system For open flue operation CE approval to EN 14471					MG WZ	
<p>For routing through longitudinally ventilated shafts or ducts that meet one of the following requirements:</p> <ul style="list-style-type: none"> Domestic chimneys to DIN 18160-1. Fire rating of 90 minutes (F90/L90). <p>For open flue operation, an intermediate flue pipe is required between the condensing boiler and the shaft, as well as for routing through the shaft (type B₂₃ to TRGI 2008). A boiler flue connection must be added to the order for the connection to the boiler.</p>						
System size	160	200	250	Ø mm		
<p> (A) Secondary ventilation (B) Flue gas (C) Inspection port (D) Ventilation air/ventilation air vent (E) Bend/boiler flue connection Vitocrossal 200, type CIB </p>	<p>(1) For a matching boiler flue connection, see the tables at the back of the price sheet. Included in standard delivery for Vitocrossal 200, type CIB (90° bend).</p>					
	Reducer Ø 160 mm to Ø 125 mm	7516987 87,-	-	-	Part no.	Euro
	Reducer Ø 200 mm to Ø 160 mm	7173365 164,-	-	-	Part no.	Euro
	Extension Ø 160 mm to Ø 200 mm	7151838 127,-	-	-	Part no.	Euro
	(2) Standard shaft pack (PPs, rigid) <ul style="list-style-type: none"> Support bend Support rail Shaft cover (PPs) Spacers (5 pce) 	7180237 392,-	7180258 580,-	7452860 1.578,-	Part no.	Euro
	Spacers (3 pce)	7167173 40,-	7339810 124,-	7452861 162,-	Part no.	Euro
	(3) Pipe 2 m long (2 pce @ 2 m = 4 m)	7516575 310,-	-	-	Part no.	Euro
	Pipe 2 m long	7516578 154,-	7339803 231,-	7452862 424,-	Part no.	Euro
	Pipe 1 m long	7516581 93,-	7339802 154,-	7452863 268,-	Part no.	Euro
	Pipe 0.5 m long	7516584 61,-	7339801 123,-	7452864 188,-	Part no.	Euro
	(4) Inspection piece Straight	7516590 243,-	7339808 266,-	ZK02572 400,-	Part no.	Euro
	(5) Bend 87°	7516593 73,-	7339807 268,-	7452866 432,-	Part no.	Euro
	Bend 45° (2 pce)	7516596 130,-	7339806 422,-	7452867 669,-	Part no.	Euro
	Bend 30° (2 pce)	7516612 120,-	7339805 405,-	-	Part no.	Euro
Bend 15° (2 pce)	7516615 120,-	7339804 405,-	-	Part no.	Euro	
(6) Ventilation bezel	7516599 154,-	7339811 184,-	7452868 131,-	Part no.	Euro	
(7) 87° inspection bend	7149967 229,-	7339809 383,-	ZK02574 622,-	Part no.	Euro	

12.4

Flue system

For Vitocrossal with 80 to 636 kW
 Made from plastic (PPs)
 System size Ø 160, 200 and 250 mm

Flue system
 For open flue operation
 CE approval to EN 14471

Max. total flue length up to the boiler flue connection

Vitocrossal 200, type CM2							
Rated heating output	400	500	620				kW
Max. total length:							
■ System size 200	–	–	–				m
■ System size 250	30	30	30				m
Vitocrossal 200, type CM2C							
Rated heating output	87	115	142	186	246	311	kW
Max. total length:							
■ System size 110	16	–	–	–	–	–	m
■ System size 125	30	20	10	–	–	–	m
■ System size 160	–	30	30	30	10	–	m
■ System size 200	–	–	–	–	30	30	m

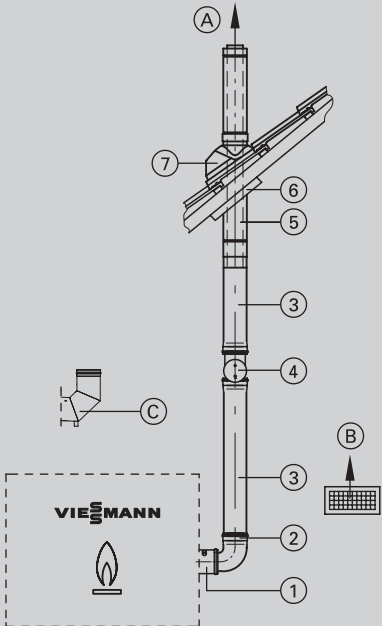
Please note:

- Max. lengths for installation at 50 m above sea level; for installation at substantially higher altitudes, shorter lengths or output losses apply
- Allowance has been made for: length of the connection piece 2 m, three 87° bends (incl. support bend) and Ø of the connection piece to match flue pipe system size.
- The appliances may be connected to **balanced flue chimneys or moisture-resistant chimneys to DIN EN 13384**, if the chimney manufacturer can verify their suitability based on the specified flue gas values, considering local conditions (e.g. heating water return temperature, type of connection piece, etc.).
- **Room sealed** operation with parallel flue gas/ventilation air routing is possible with the same components as for the ventilation air routing.
- Flue pipes with total length >30 m available on request

► For a flue system for connection to the flue gas header, see the Vitoset Pricelist.

Flue system

For Vitocrossal with 80 to 636 kW
Made from plastic (PPs)
System size Ø 110 and 125 mm

Flue system For open flue operation CE approval to EN 14471			MG WZ	
For vertical roof outlets when the boiler is installed in the roof space				
System size	110	125	Ø mm	
 <p> (A) Flue gas (B) Ventilation air/ventilation air aperture (C) Bend/boiler flue connection Vitocrossal 200, type CIB </p>	① For a matching boiler flue connection , see the tables at the back of the price sheet. Included in standard delivery for Vitocrossal 200, type CIB (90° bend).			
	Reducer Ø 160 mm to Ø 110 mm	7338187 130,-	-	Part no. Euro
	Reducer Ø 160 mm to Ø 125 mm	-	7516987 87,-	Part no. Euro
	Reducer Ø 200 mm to Ø 125 mm	-	ZK04559 131,-	Part no. Euro
	Reducer Ø 200 mm to Ø 160 mm	7173365 164,-		Part no. Euro
	Reducer Ø 125 mm to Ø 110 mm	7173007 90,-	-	Part no. Euro
	② Bend 87°	7247560 23,-	7516592 54,-	Part no. Euro
	Bend 45° (2 pce)	7247561 36,-	7516595 93,-	Part no. Euro
	③ Pipe 1.95 m long (2 pce @ 1.95 m = 3.9 m)	7247554 102,-	-	Part no. Euro
	Pipe 2 m long (2 pce @ 2 m = 4 m)	-	7516574 218,-	Part no. Euro
Pipe 1.95 m long	7247555 63,-	-	Part no. Euro	
Pipe 2 m long	-	7516577 120,-	Part no. Euro	
Pipe 1 m long	7247556 42,-	7516580 72,-	Part no. Euro	
Pipe 0.5 m long	7247557 37,-	7516583 46,-	Part no. Euro	
④ Inspection piece Straight	7247558 46,-	7516589 131,-	Part no. Euro	
⑤ Balanced flue roof outlet Colour: black . With fixing clamp	7373249 276,-	-	Part no. Euro	
⑥ Universal cover plate	ZK02891 61,-	-	Part no. Euro	

Flue system

For Vitocrossal with 80 to 636 kW
 Made from plastic (PPs)
 System size Ø 110 and 125 mm

Flue system For open flue operation CE approval to EN 14471			MG WZ
System size	110	125	Ø mm
⑦ Universal roof tile For Roman tiles, standard roof tiles, plain tiles, slate and other types of roof cover. Colour: black . Universal roof tile For Roman tiles, standard roof tiles, plain tiles, slate and other types of roof cover. Colour: terracotta or ⑦ Flat roof collar	7452501 102,-		Part no. Euro
		7452502 102,-	Part no. Euro
		7426529 58,-	Part no. Euro

If the total length of the flue pipe exceeds 5 m, the flue system **must** be constructed free of load and torque stress; support is required.
 Roof outlets for system size Ø 160 or 200 mm on request

Please note:

- The appliances may be connected to **balanced flue chimneys or moisture-resistant chimneys** to DIN EN 13384 if the chimney manufacturer can verify their suitability based on the specified flue gas values, considering local conditions (e.g. heating water return temperature, type of connection piece, etc.).
- **Room sealed** operation with parallel flue gas/ventilation air routing is possible with the same components as for the ventilation air routing.
- Flue pipes with total length >30 m available on request

Flue system

For Vitocrossal with 80 to 636 kW
Made from plastic (PPs)

Ventilation air system					MG WZ	
For room sealed operation and parallel ventilation air and flue gas routing System size Ø 110, 125, 160 and 200 mm						
System size		110	125	160	200	Ø mm
<p> ① Standard shaft pack (PPs, rigid) <ul style="list-style-type: none"> ■ Support bend ■ Support rail ■ Shaft cover (PPs) ■ Spacers (5 pce) </p> <p> ② Pipe 1.95 m long (2 pce @ 1.95 m = 3.9 m) Pipe 2 m long (2 pce @ 2 m = 4 m) Pipe 1.95 m long Pipe 2 m long Pipe 1 m long Pipe 0.5 m long </p> <p> ③ Bend 87° Bend 45° (2 pce) Bend 30° (2 pce) Bend 15° (2 pce) </p> <p> ④ Ventilation bezel ⑤ Ventilation air damper ⑥ Cowl </p> <p> (A) Secondary ventilation (B) Flue gas (for components, see page 12.4.1) (C) Ventilation air/ventilation air aperture (D) Bend/boiler flue connection Vitocrossal 200, type CIB </p>	① Standard shaft pack (PPs, rigid) <ul style="list-style-type: none"> ■ Support bend ■ Support rail ■ Shaft cover (PPs) ■ Spacers (5 pce) 	7247534 174,-	7180236 340,-	7180237 392,-	7180258 580,-	Part no. Euro
	Spacers (3 pce)	7339873 25,-	7167172 40,-	7167173 40,-	7339810 124,-	Part no. Euro
	② Pipe 1.95 m long (2 pce @ 1.95 m = 3.9 m)	7247554 102,-	-	-	-	Part no. Euro
	Pipe 2 m long (2 pce @ 2 m = 4 m)	-	7516574 218,-	7516575 310,-	-	Part no. Euro
	Pipe 1.95 m long	7247555 63,-	-	-	-	Part no. Euro
	Pipe 2 m long	-	7516577 120,-	7516578 154,-	7339803 231,-	Part no. Euro
	Pipe 1 m long	7247556 42,-	7516580 72,-	7516581 93,-	7339802 154,-	Part no. Euro
	Pipe 0.5 m long	7247557 37,-	7516583 46,-	7516584 61,-	7339801 123,-	Part no. Euro
	③ Bend 87°	7247560 23,-	7516592 54,-	7516593 73,-	7339807 268,-	Part no. Euro
	Bend 45° (2 pce)	7247561 36,-	7516595 93,-	7516596 130,-	7339806 422,-	Part no. Euro
Bend 30° (2 pce)	-	-	7516612 120,-	7339805 405,-	Part no. Euro	
Bend 15° (2 pce)	-	-	7516615 120,-	7339804 405,-	Part no. Euro	
④ Ventilation bezel	7516597 83,-	-	7516599 154,-	7339811 184,-	Part no. Euro	
⑤ Ventilation air damper	7176657 13,90	-	7373402 35,-	-	Part no. Euro	
⑥ Cowl	-	-	7435859 71,-	-	Part no. Euro	
Double socket pipe coupler Ø 160/160 mm Plastic (PPs)	-	-	ZK04556 60,-	-	Part no. Euro	
Double socket pipe coupler Ø 200/200 mm Plastic (PPs)	-	-	-	ZK04557 145,-	Part no. Euro	

12.4

Flue system

For Vitocrossal with 80 to 636 kW
Made from plastic (PPs)

Ventilation air system					MG WZ
For room sealed operation and parallel ventilation air and flue gas routing System size Ø 110, 125, 160 and 200 mm					
System size	110	125	160	200	Ø mm
Inspection piece Straight	7247558 46,-	7516589 131,-	7516590 243,-	7339808 266,-	Part no. Euro
Adaptor For expanding the cross-section from Ø 80 mm to Ø 110 mm	7373248 29,-		-		Part no. Euro
Adaptor For expanding the cross-section from Ø 110 mm to Ø 125 mm		7180209 72,-		-	Part no. Euro
Adaptor For expanding the cross-section from Ø 125 mm to Ø 160 mm	-		7151836 92,-	-	Part no. Euro
Fixing clamp, white	ZK05947 21,-		-		Part no. Euro
Fixing clamp Incl. sealing tape (1 pce)			7338257 29,-	-	Part no. Euro

Please note:

- The same components are used for ventilation air as for flue gas routing.
- When using the flue pipes for ventilation air routing, the roof outlets must be protected against ingress of rain.

Flue system

For Vitocrossal with 80 to 636 kW
Made from plastic (PPs)

Overview of boiler flue connections							
System pipes							MG WZ
The double socket pipe coupler and adaptor can be used in flue gas and ventilation air systems. For the additional Ø 250 mm components downstream of the double socket pipe coupler, see the Vitoset Pricelist or alternatively these must be provided on site.							
Double socket pipe coupler Ø 250/250 mm Plastic (PPs)							ZK04758 294,- Part no. Euro
Extension Ø 200 mm to Ø 250 mm							ZK04558 244,- Part no. Euro
Vitocrossal 200, type CM2C							MG WZ
Vitocrossal		Boiler flue connection and adaptor (if required)	System size				Ø mm
Rated heating output	Flue gas connection		125	160	200	250	
■ 87 kW	Ø 160 mm	Ø 160 mm to Ø 160 mm	7194891 56,-	–	–	–	Part no. Euro
		Reducer Ø 160 mm to Ø 125 mm	7516987 87,-	–	–	–	Part no. Euro
■ 115 to 142 kW	Ø 160 mm	Ø 160 mm to Ø 160 mm	7194891 56,-	7194891 56,-	–	–	Part no. Euro
		Reducer Ø 160 mm to Ø 125 mm	7516987 87,-	–	–	–	Part no. Euro
■ 186 kW	Ø 200 mm	Ø 200 mm to Ø 160 mm	–	7341021 180,-	–	–	Part no. Euro
■ 246 kW	Ø 200 mm	Ø 200 mm to Ø 160 mm	–	7341021 180,-	–	–	Part no. Euro
		Ø 200 mm to Ø 200 mm	–	–	7196047 186,-	–	Part no. Euro
■ 311 kW	Ø 200 mm	Ø 200 mm to Ø 200 mm	–	–	7196047 186,-	–	Part no. Euro
Vitocrossal 200, type CM2							MG WZ
Vitocrossal		Boiler flue connection	System size				Ø mm
Rated heating output	Flue gas connection		125	160	200	250	
■ 400 kW	Ø 250 mm	Ø 250 mm to Ø 200 mm	–	–	7339838 253,-	–	Part no. Euro
		Ø 250 mm to Ø 250 mm	–	–	–	7457216 286,-	Part no. Euro
■ 500 and 620 kW	Ø 250 mm	Ø 250 mm to Ø 250 mm	–	–	–	7457216 286,-	Part no. Euro

12.4

12.4-10 **VIESSMANN**

5812388

VITOCROSSAL 300

Gas condensing boiler
787 to 1400 kW



Vitocrossal 300

Type CR3B

Gas condensing boiler for natural gas E, LL and LPG

- With 2 return connectors
- Delivered in **sections**.

Permissible operating temperature up to 95 °C

Permissible safety temperature up to 110 °C

Permissible operating pressure 6 bar (0.6 MPa)

CE designation: CE-0085AU0315

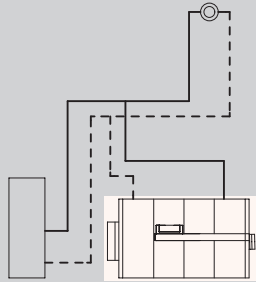
- Standard seasonal efficiency [to DIN]: up to 98 % (H_s) [gross cv]
- High operational reliability and a long service life through corrosion-resistant Inox-Crossal heat exchanger made from stainless steel
- Inox-Crossal heat exchanger for highly effective heat transfer and condensation rate
- Self-cleaning effect due to smooth stainless steel surface
- Clean combustion through low combustion chamber loading and straight-through design
- Alternatively with ELCO or Weishaupt pressure-jet gas burner
- Split design for easy handling
- 2 return connectors for hydraulic connection optimised for condensing technology
- Easy to use Vitotronic control unit with colour touchscreen
- Integral WiFi for service interface
- Economical and safe operation of the heating system through the Vitotronic control system with communication capability – enables integration into building management systems in conjunction with Vitogate 300 (accessory)
- Vitocontrol control cabinet available on request

12.5

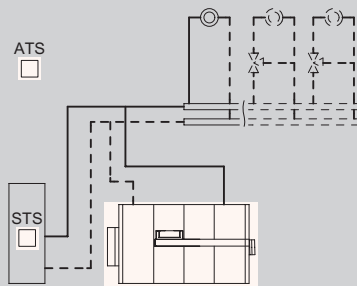
VITOCROSSAL 300

Single boiler system

Heating system



- Single boiler system for operation with constant boiler water temperature



- Single boiler system for operation with modulating boiler water temperature
- or
- Single boiler system and 1 or 2 heating circuits with mixer

Control unit

Vitotronic 100 Type CC1E, for constant temperature mode

- Top-mounted boiler control unit
- For 2-stage or modulating burner
- With cylinder temperature controller

According to the GEG (German Buildings Energy Act), a weather-compensated or room temperature-dependent control unit with time program for reduced mode must be installed downstream; see Register 11.2.

For single boiler systems, order the cylinder temperature sensor separately:

Immersion temperature sensor (NTC 10 kOhm)
Part no. 7544848 Euro 110,- MG W



Vitotronic 200 Type CO1E, for weather-compensated mode

- Weather-compensated, digital boiler control unit
- With digital time switch with individual day and seven-day program
- For 2-stage or modulating burner
- With adjustable time periods, set temperatures and heating programs
- With cylinder temperature controller and sensor
- With integral diagnostic system and additional functions
- Capable of communicating via LON bus

For the heating circuits with mixer, the extension is required for heating circuits 2 and 3 (PCB for installation in the control unit):

Extension for heating circuits 2 and 3
Part no. ZK05916 Euro 420,- MG W

An extension is required for each **heating circuit with mixer**.

Mixer extension kit
Part no. 7441998 Euro 460,- MG W

(For Viessmann mixers up to DN 50; for other mixer motors, see "Control unit accessories".)

The LON communication module is required for communication via LON:

LON communication module with connecting cable
Part no. Z003394 Euro 290,- MG W



Standard delivery:

12.5

- Boiler body
- Thermal insulation
- Boiler control unit, fully wired
- Boiler door with burner plate
- Mating flanges with screws and gaskets.
- Flue collar

12.5-2 **VIESSMANN**

Please note:

For operating conditions and design information as regards the integration of hydraulic and control equipment, see the technical guide and datasheet.

5812386
5812386

VITOCROSSAL 300

Single boiler system

Boiler body Burner versions	Rated heating output (kW) at heating water temperature 50/30 °C or 80/60 °C				MG XC
	787 720	978 895	1100 1006	1400 1280	
In sections Boiler with door for fitting a suitable burner	CR3B061 55.231,-	CR3B062 63.967,-	CR3B063 71.284,-	CR3B064 86.653,-	Part no. Euro
In sections Boiler with door for fitting a suitable burner	CR3B065 56.179,-	CR3B066 64.915,-	CR3B067 72.232,-	CR3B068 87.601,-	Part no. Euro
Specification					
Length	3021	3221	3338	3688	mm
Width	1281	1281	1463	1463	mm
Height	1676	1676	1676	1676	mm
Weight	1553	1635	1980	2185	kg
Flue gas connection	300	300	350	350	Ø mm

Please note:

For burner mounting, use the burner plate (undrilled) supplied and included in the price. Upon request, we will supply drilled burner plates for various burner makes.

The available draughts are achieved with the pressure-jet gas burners (Weishaupt and ELCO) in our product range and with many other pressure-jet gas burners.

Different available draughts should be agreed upon with the burner supplier. If using the Vitocrossal 300 with moisture-resistant chimneys, the draught must be no more than 0 Pa.

Please note:

In accordance with the information provided in the datasheet for the boiler, it is essential to consult the burner manufacturer regarding the required back pressure and the pressure in the flue system.

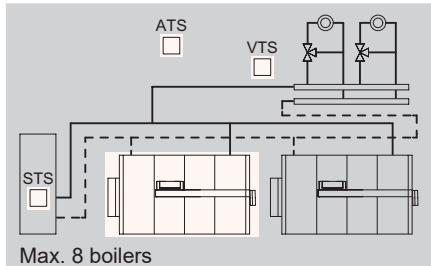
The flue gas damper (accessories) can be used to increase the back pressure or control resonance in the flue system. The flue gas damper should be added to the order if required.

12.5

VITOCROSSAL 300

Multi boiler system

Heating system



Control unit

Vitotronic 300 Type CM1E, for weather-compensated mode

With standard control equipment for multi boiler systems

- With integral cascade function for up to 8 boilers
- Control of up to 2 heating circuits with mixer (included in the standard delivery)
- Setting of operating programs, set values and time programs for central heating and DHW cylinder heating
- With cylinder temperature controller and sensor
- With energy cockpit, integral diagnostic system and additional functions
- Capable of communicating via LON bus (LON communication module included in standard delivery)

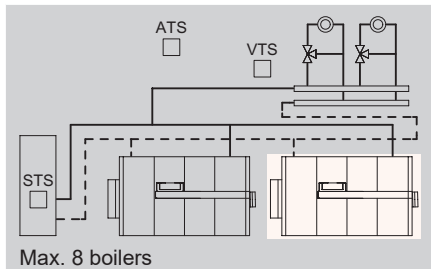


To terminate the system bus, a terminator must also be ordered:

Terminators (2 pce)

Part no. 7143497

Euro 10.50 MG W



Vitotronic 100 Type CC1E, for weather-compensated mode

In conjunction with the Vitotronic 300 of the multi boiler system

- For each additional boiler in a multi boiler system
- Top-mounted boiler control unit
- For 2-stage or modulating burner
- Capable of communicating via LON bus



One LON communication module **must** also be ordered for each boiler:

LON communication module with connecting cable

Part no. Z003394

Euro 290,- MG W

Please note – for cascade control with a CHP unit or other heat generators:

Vitocrossal, for weather-compensated cascade control of boilers with a Vitotronic 100 control unit and a Vitobloc 200 CHP unit or other heat generators on request

Standard delivery:

12.5

- Boiler body
- Thermal insulation
- Boiler control unit, fully wired
- Boiler door with burner plate
- Mating flanges with screws and gaskets.
- Flue collar

12.5-4 **VIESSMANN**

Please note:

For operating conditions and design information as regards the integration of hydraulic and control equipment, see the technical guide and datasheet.

5812386

5812386

VITOCROSSAL 300

Multi boiler system

Boiler body Burner versions	Rated heating output (kW) at heating water temperature 50/30 °C or 80/60 °C				MG XC
	787 720	978 895	1100 1006	1400 1280	
In sections Boiler with door for fitting a suitable burner	CR3B069 59.906,-	CR3B070 68.642,-	CR3B071 75.959,-	CR3B072 91.328,-	Part no. Euro
In sections Boiler with door for fitting a suitable burner	CR3B061 55.231,-	CR3B062 63.967,-	CR3B063 71.284,-	CR3B064 86.653,-	Part no. Euro
Specification					
Length	3021	3221	3338	3688	mm
Width	1281	1281	1463	1463	mm
Height	1676	1676	1676	1676	mm
Weight	1553	1635	1980	2185	kg
Flue gas connection	300	300	350	350	Ø mm

Please note:

For burner mounting, use the burner plate (undrilled) supplied and included in the price. Upon request, we will supply drilled burner plates for various burner makes.

The available draughts are achieved with the pressure-jet gas burners (Weishaupt and ELCO) in our product range and with many other pressure-jet gas burners.

Different available draughts should be agreed upon with the burner supplier. If using the Vitocrossal 300 with moisture-resistant chimneys, the draught must be no more than 0 Pa.

Please note:

In accordance with the information provided in the datasheet for the boiler, it is essential to consult the burner manufacturer regarding the required back pressure and the pressure in the flue system.


The flue gas damper (accessories) can be used to increase the back pressure or control resonance in the flue system. The flue gas damper should be added to the order if required.

12.5




5812386

VITOCROSSAL 300

Boiler accessories

Accessories				
Boiler				
Rated boiler heating output (kW)	787	978	1100	1400
Safety connection on the boiler For all output sizes R 2				
Diaphragm safety valve ■ Response pressure 3 bar ■ Connection G 2 ■ Outlet G 2½	7437801 882,-		-	Part no. Euro MG W
Diaphragm safety valve ■ Response pressure 3 bar ■ Connection DN 50 ■ Outlet DN 80 ■ Without screws or gasket	-		9548183 1.238,-	Part no. Euro MG VC
Diaphragm safety valve ■ Response pressure 4 bar ■ Connection G 1½ ■ Outlet G 2 <i>A reducer is to be provided on site.</i>	7437805 770,-	-		Part no. Euro MG W
Diaphragm safety valve ■ Response pressure 4 bar ■ Connection G 2 ■ Outlet G 2½	-	7437802 882,-	-	Part no. Euro MG W
Diaphragm safety valve ■ Response pressure 4 bar ■ Connection DN 50 ■ Outlet DN 80 ■ Without screws or gasket	-		9548193 1.238,-	Part no. Euro MG VC
Diaphragm safety valve ■ Response pressure 6 bar ■ Connection G 1½ ■ Outlet G 2 <i>A reducer is to be provided on site.</i>	7437803 797,-		-	Part no. Euro MG W
Diaphragm safety valve ■ Response pressure 6 bar ■ Connection G 2 ■ Outlet G 2½	-		7437804 882,-	Part no. Euro MG W
Adaptor G 2/DN 50 Threaded flange to EN 1092-1 <i>Required for diaphragm safety valves with DN 50 connection.</i>	-		7453158 46,-	Part no. Euro MG W
Boiler				
Rated boiler heating output (kW)	787	978	1100	1400
1 set of anti-vibration boiler supports				
		7196321 797,-	7196322 834,-	Part no. Euro MG W
Fitting assembly with pressure gauge For mounting 2 maximum pressure limiters and one minimum pressure limiter (3 free connections)				
		7425839 691,-		Part no. Euro MG W
Minimum pressure limiter 0 to 6 bar <i>For use as a replacement low water indicator (EN 12828)</i>				
		7438030 389,-		Part no. Euro MG W
				


12.5

Accessories					
Boiler					
Rated boiler heating output (kW)		787	978	1100	1400
Water level limiter <ul style="list-style-type: none"> ■ For use as a low water indicator ■ For installation in the heating flow outside the boiler <i>As a low water indicator in attic heating centres (EN 12828)</i>		9529050 588,-			Part no. Euro MG W
Maximum pressure limiter 0 to 6 bar <i>As stipulated in EN 12828, in single and multi boiler systems each boiler > 300 kW must be equipped with a maximum pressure limiter.</i>		7438025 549,-			Part no. Euro MG W
					
Flash trap replacement set <ul style="list-style-type: none"> ■ High limit temperature cut-out device (with valid component identification) ■ Sensor well G ½ × 230 mm long ■ Safety pressure limiter (maximum pressure limiter 0 to 6 bar positive pressure) (with valid component identification) <i>According to EN 12828, the flash trap is not required if a high limit temperature cut-out device and a safety pressure limiter (maximum pressure limiter) are installed in addition.</i>		Z010203 726,-			Part no. Euro MG W
Flue gas dampers					
Rated boiler heating output (kW)		787	978	1100	1400
Flue gas damper DN 300 Manual rotary damper for influencing the flow rate/back pressure <i>The flue gas damper can be used to increase the back pressure or control resonance in the flue system. The flue gas damper should be added to the order if required.</i>		ZK04712 233,-	-		Part no. Euro
Flue gas damper DN 350 Manual rotary damper for influencing the flow rate/back pressure <i>The flue gas damper can be used to increase the back pressure or control resonance in the flue system. The flue gas damper should be added to the order if required.</i>		-	ZK04713 269,-		Part no. Euro
Neutralising systems					
Rated boiler heating output (kW)		787	978	1100	1400
Neutralising system <ul style="list-style-type: none"> ■ For condensing boilers 500 to 1500 kW ■ With neutralising granulate (25 kg) 		7437829 997,-			Part no. Euro
					
Neutralising system <ul style="list-style-type: none"> ■ For condensing boilers 500 to 1500 kW ■ With neutralising granulate (20 kg) 		7968321 905,-			Part no. Euro
Overflow alarm switch		7453157 298,-			Part no. Euro
					
Alarm delay (adjustable)		7514684 678,-			Part no. Euro

12.5



VITOCROSSAL 300

Boiler accessories

Accessories						
Neutralising systems						
Rated boiler heating output (kW)		787	978	1100	1400	MG W
Condensate removal pump For condensate from neutralising systems of gas or oil condensing boilers, for all outputs		7441770 2.066,-			Part no. Euro	
						
Mixers						
Rated boiler heating output (kW)		787	978	1100	1400	
Heating mixers and special heating mixers for underfloor heating systems ► For versions, part numbers and prices, see Register 11.5						
► For motorised butterfly valves (heating water side) up to DN 150 for multi boiler systems, see Vitoset Pricelist.						
Miscellaneous						
Rated boiler heating output (kW)		787	978	1100	1400	
Service box <ul style="list-style-type: none"> ■ Protective box for service folder with system documentation ■ Can be secured on the heat generator or on the wall ■ Colour: Vitosilver 		7334502 12,60			Part no. Euro MG N	

VITOCROSSAL 300

Control unit accessories

Accessories			
Sensors			MG W
Immersion temperature sensor (NTC 10 kOhm) <ul style="list-style-type: none"> ■ To capture the temperature in a sensor well ■ With connecting lead (5.8 m long) and plug 		7544848 110,-	Part no. Euro
Heating circuit control unit extension			MG W
Extension for heating circuits 2 and 3 PCB for installation in the Vitotronic For controlling 2 heating circuits with mixer <ul style="list-style-type: none"> ■ With connections for mixer motors, flow temperature sensors (NTC 10 kOhm) and heating circuit pumps ■ Plug for mixer motor and heating circuit pump for each heating circuit 		ZK05916 420,-	Part no. Euro
Mixer extension kit For one heating circuit with mixer, fully wired <ul style="list-style-type: none"> ■ Mixer motor with connecting cable (4.0 m long) for Viessmann mixers DN 20 to 50, R ½ to 1¼ (not for flanged mixers) and plug ■ Flow temperature sensor as contact temperature sensor (NTC 10 kOhm), with connecting lead (5.8 m long) and plug ■ Plug for heating circuit pump 		7441998 460,-	Part no. Euro
Communication technology			MG W
LON communication module with connecting cable (7 m long) – one required per Vitotronic 100 for communication with the Vitotronic 300		Z003394 290,-	Part no. Euro
Terminators (2 pce) To terminate the system bus, use a terminator on each unconnected end.		7143497 10,50	Part no. Euro
Miscellaneous			MG W
Plug-in adaptor for external safety equipment (KM-BUS subscriber) To connect 4 additional safety devices (e.g. low water indicator, minimum and maximum pressure limiters). (Max. 2 plug-in adaptors possible for 7 safety devices.)		7164404 349,-	Part no. Euro

Please note:

For further accessories and software, see the following Registers:

- ▶ Register 11, Connectivity and Home & Building Automation (Vitogate, Vitocom, etc.)
- ▶ Register 11, Control unit accessories (remote controls, sensors, etc.)

12.5

12.5-10 **VIESSMANN**

5812386